


USER GUIDE SS RANGE

SUPER SLIMLINE LITHIUM BATTERIES



iTECHWORLD
THE POWER EXPERT



CONTENTS

1.	Product Overview	4
	Overview	4
	Key Features	4
	Package Contents	4
2.	Getting Started	5
	Installation	5
	Bluetooth	5
	Wiring Diagrams	6
	Discharge Curve	10
	Storage	11
	Safe Mode	11
	Optimising your Charging	13
3.	Specifications	14
	Product Dimensions	15
4.	Safety Precautions	17
5.	Certifications	18
6.	Contact Us	Back Page

OVERVIEW



The iTechworld SS Range, designed and developed in Australia, for Australia, represents advanced deep-cycle lithium technology. These batteries feature a built-in Battery Management System (BMS), ensuring seamless compatibility with many charging systems, making them ideal for caravans, motorhomes, tight spaces, and other applications.

The SS Range batteries boast a super slim profile, perfect for installations where space is limited. They remain highly reliable and dust-resistant, catering to a wide range of user needs.

KEY FEATURES

- Australian design and development
- Bluetooth monitoring
- LiFePO4 battery
- Compact and lightweight
- Heavy duty metal casing
- High discharge rate
- iTechworld BMS
- Over discharge protection (Safe Mode)
- Super slim design
- Long cycle life
- A-grade prismatic cells

Package Contents

 <p>1x iTechworld SS Range Battery</p>	 <p>User Guide</p>
--	---

GETTING STARTED

INSTALLATION

The iTechworld SS Range lithium batteries are designed with a sleek, slimline casing, allowing for easy installation in a wide range of environments. They can be mounted in any orientation except upside down (with terminals/Anderson plugs facing downwards). These versatile batteries ensure reliable power delivery whenever, and wherever needed.

BLUETOOTH


Your iTechworld SS Range lithium battery features Bluetooth capabilities. To access the Bluetooth user guide and download the iTechworld Connect app, please scan one of the QR codes below or by heading to your respective app store and searching for 'iTechworld Connect'.



USER GUIDE



IOS



ANDROID

PARALLEL CONNECTION

BT-200SS:



BT-100SS:



PARALLEL CONNECTION

BT-300SS:



BT-50SS:



SERIES CONNECTION

BT-200SS:



BT-100SS:



SERIES CONNECTION

BT-300SS:

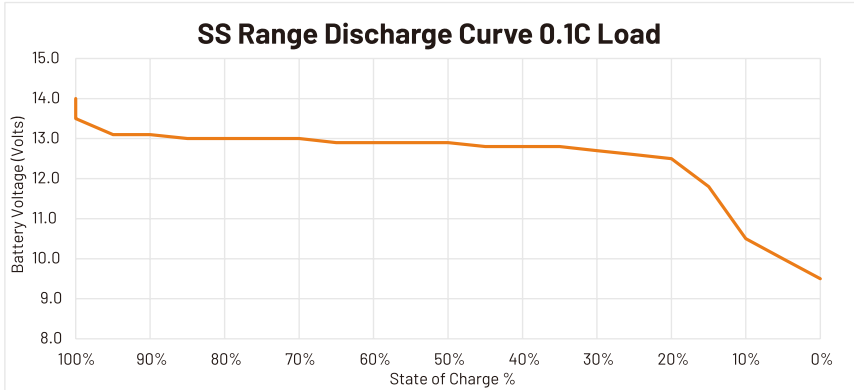


BT-50SS:



DISCHARGE CURVE

Please note that a lithium battery's discharge curve will differ from your previous lead acid batteries. Please refer to the discharge curve graph to better understand how a lithium battery will perform.



State of Charge	Voltage under load 0.1C
100%	14.0V
100%	13.8V
100%	13.5V
95%	13.1V
90%	13.1V
85%	13.0V
80%	13.0V
75%	13.0V
70%	13.0V
65%	12.9V
60%	12.9V
55%	12.9V
50%	12.9V
45%	12.8V
40%	12.8V
35%	12.8V
30%	12.7V
25%	12.6V
20%	12.5V
15%	11.8V
10%	10.5V
0%	9.5V

STORAGE

When your iTechworld SS Range battery is not in use, it is recommended to completely isolate the battery, charge it to 13.5V and check the voltage every 3 months, then charge the battery as needed. To ensure your battery is completely isolated, it is essential to disconnect it from any connected devices or systems.

You can also keep our maintenance chargers connected permanently, but if the battery is going to be completely out of use, keeping it connected is not necessary.

SAFE MODE

We are committed to delivering the safest batteries in the Australian market, which is why we've integrated multiple safety features, including over-current, over-voltage, high and low temperature, cross polarity and over-discharge protections. In the event that any of these safety features are activated, the iTechworld battery will drop into Safe Mode, rendering it temporarily unusable until it is brought out of Safe Mode.

In nearly all situations, except for when the battery's voltage falls below 10.5V, the battery is designed to automatically exit Safe Mode. For example, if the battery's internal temperature surpasses 80°C, it will enter Safe Mode. However, as soon as the internal temperature drops below 80°C, the battery will automatically recover and exit Safe Mode.

Please follow one of the below procedures to bring your iTechworld lithium battery out of safe mode.

If you have a solar panel in ideal weather, please follow the below steps in sequence to bring your battery out of Safe Mode.

- Disconnect all loads/inputs from the battery.
- Connect your 'flat' battery to an unregulated solar panel.
- Leave the battery connected to the panel for 5 minutes.
- Once the 5 minutes is up, disconnect the battery from the panel.

- Reconnect the battery to another charging source as soon as possible (DCDC charger, regulated solar panel, AC charger etc.)
- The charger should continue to charge the battery, bringing it out of Safe Mode.

If you have a portable jump starter, follow the below steps in sequence to bring your battery out of Safe Mode.

- Disconnect all loads/inputs from the battery.
- Connect the jump starter cables to the battery (positive to positive, negative to negative).
- Connect an ACDC charger to the battery. We recommend a three-stage 20A or higher charger.
- Activate the jump starter to supply power to the battery. The charger will now detect the battery and begin to charge.
- When the charger begins to charge the battery, disconnect the jump starter from the battery.
- The charger should continue to charge the battery, bringing it out of Safe Mode.

If you have a charged battery (e.g. a car battery) and jumper cables, follow the below steps in sequence to bring your battery out of Safe Mode.

- Disconnect all loads/inputs from the battery.
- Connect the iTechworld battery in parallel to a different battery.
- Connect an ACDC charger to the battery at the same time as the paralleled battery and allow it to begin charging. We recommend a three-stage 20A or higher charger.
- When the charger begins to charge the battery, disconnect the second battery.
- The charger should continue to charge the battery, bringing it out of Safe Mode.

OPTIMISING YOUR CHARGING

Embedded within every iTechworld battery lies a sophisticated Battery Management System (BMS) which sets our batteries apart from conventional lead-acid, calcium, or even other lithium batteries.

This BMS enables the battery to accept a broad range of charging profiles, including Lead Acid, Gel and AGM, making it versatile for various charging systems. However, it's important to note that the battery is not compatible with calcium charging profiles.

For optimal performance in systems with adjustable parameters, we recommend following the guidelines below. However, if your charger offers a dedicated lithium charging profile, it's advisable to use that profile for the best results.

Charge Stage	Charge Voltage
BULK	14.4V
ABS	14.4V
FLOAT	13.5V

RECOMMENDED CHARGING CURRENT

Model	Charge Current
BT-300SS	1A-150A
BT-200SS	1A-100A
BT-100SS	1A-50A
BT-50SS	1A-25A



SPECIFICATIONS


General Specifications				
Dimensions (LxWxH)	BT-300SS	BT-200SS	BT-100SS	BT-50SS
		526 x 450 x 126mm	580 x 327 x 126mm	486 x 353 x 55mm
Battery Type	LiFePO4			
Voltage	12V			
Nominal Voltage	12.8V			
Short Circuit Protection	Yes			
Optimum Temperature Range	5°C ~ 60°C			
BMS Operational Temperature	-40°C ~ 80°C			
Safety Protection Isolator	80°C			
Recommended Charge Voltage	14.4V			
BMS Charge Cut Off	15V			
BMS Low Voltage Cut Off	10.5V			
Series Connection	Up to 48V (4 x batteries)			
Parallel Connection	Unlimited			
Life Cycles @ 40% Depth of Discharge	5,000+			
Life Cycles @ 80% Depth of Discharge	10,000+			
Terminal Type	4 x M8	4 x M8	2 x 120A & 50A Anderson	2 x 50A Anderson
Case Material	Stainless Steel			

For more information on specifications, please visit our website and select your iTechworld SS Range battery.

Scan to visit our website







SAFETY PRECAUTIONS

For safe operation and optimal performance, iTechworld SS Range batteries must be installed and operated correctly. Please carefully read, understand, and follow all instructions and guidelines in this user guide. Failure to follow these instructions may result in damage to the unit, property, death or serious injury.

Disclaimer: While iTechworld has taken every precaution to ensure the accuracy of the contents of this user guide, iTechworld assumes no responsibility for any errors or omissions.

Furthermore, all specifications and functionality may change at any time without notice.

It is best to view our website for the most up-to date information

WARNING:

Do not use any type of oil, organic solvent, alcohol, detergent, strong acids, strong alkalis, petroleum-based solvent or ammonia solution to clean the battery covers and plates. These materials may cause permanent damage to the battery covers and end plates and will void the warranty.

WARNING:

People with physical disabilities, visual, sensory or mental impairments (including children) should not use this device. Children should be supervised to ensure they do not play with the battery.

WARNING:

Avoid using the battery near fire.

WARNING:

Never smoke or allow a spark or flame in the vicinity of the battery. This may cause the battery to explode.

WARNING:

Do not drop the battery.

WARNING:

Do not use the battery and its accessories to connect equipment if there is a defect.

WARNING:

Do not disassemble or modify the battery; doing so may result in a risk of electrical shock, fire, death, or serious injury.

WARNING:

Do not use this battery in series or parallel with another battery of different chemistry or capacity.

WARNING:

Do not leave the battery in Safe Mode for longer than 7 days.

WARNING:

Don't ignore any warning signs that may appear throughout use of the battery (e.g. unusual heat or swelling).

LIMITATIONS OF USE:

Do not use in connection with life support systems or other medical equipment or devices.

CERTIFICATIONS

Our iTechworld SS Range batteries are in compliance with the following standards and certifications:

UL1642
IEC62133
IEC62619
CE
ROHS



RoHS CE



iTECHWORLD

THE POWER EXPERT

CONTACT US



1300 483 249



service@itechworld.com.au



www.itechworld.com.au

When it comes to energy storage and creation at iTechworld, we take pride in being one of the biggest names in the industry. Based in Australia, we are a family-owned and operated business. With many more innovative products on the horizon we are committed to constantly raising the bar to provide bigger and better benefits to all our customers Australia-wide.

Whether you're an avid camper, 4WD enthusiast, freedom seeker or camper, we've got your power needs covered. Escape the grid without compromise, minimise your downtime and travel with comfort with our large range of leading products at great prices.

iTechworld. The Power Expert.

LOVE YOUR SS RANGE BATTERY? **LEAVE A REVIEW**

